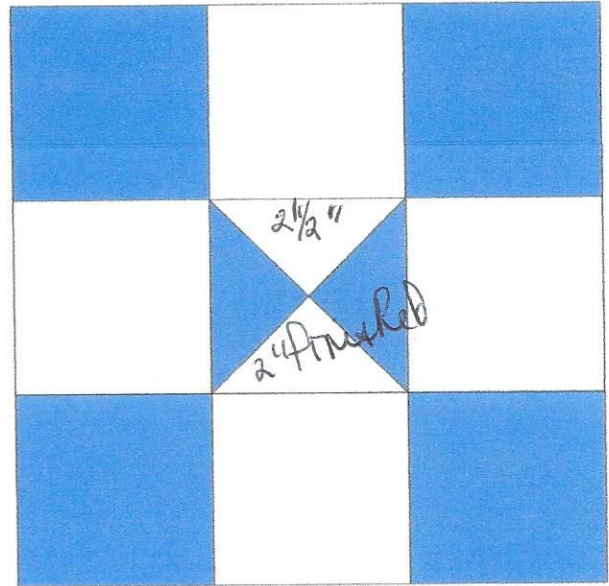
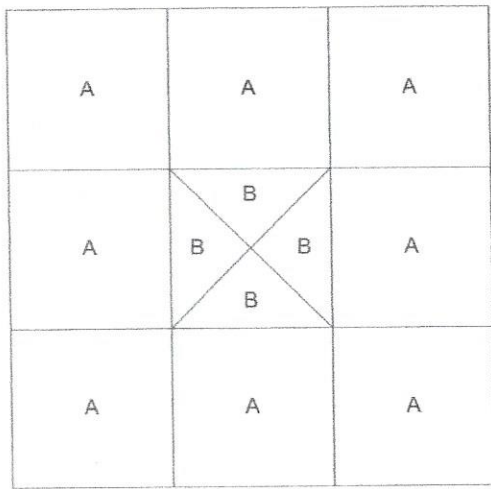


Practical Orchard


August Block # 22

Key Block (41/100 actual size)



Cutting Diagrams

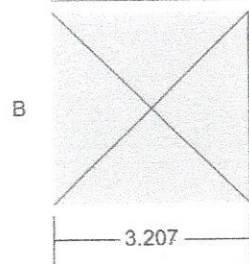
Patch Count



4 patches



4 patches



2 patches



2 patches

To make the center square ($\frac{1}{4}$ square triangle) cut 1 blue + 1 white square 4". Layer together & follow direction to make a $\frac{1}{4}$ sq triangle - square up to $2\frac{1}{2}$ "